

December 2020



MV Index Solutions (MVIS®)

Corporate Presentation



Contents

Introduction

MVIS Overview 3

MVIS Index Philosophy 4

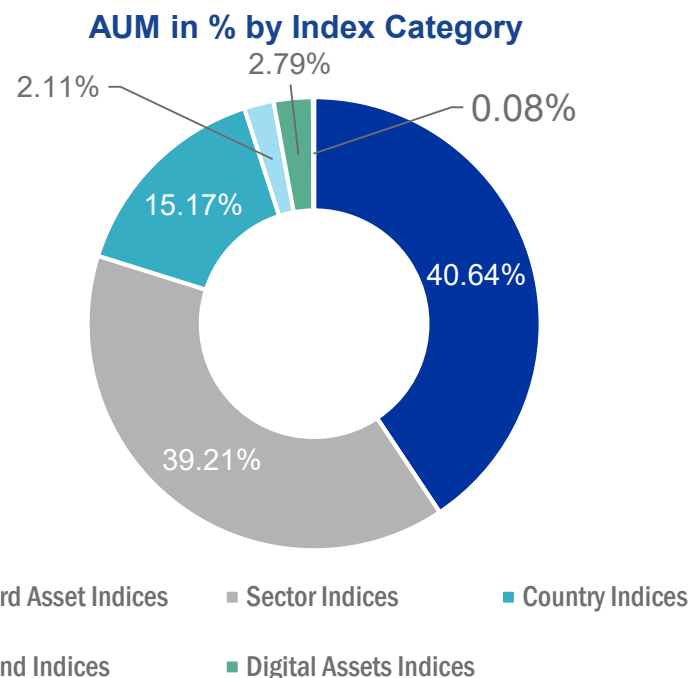
MVIS Index Family Overview 5

Important Disclosures 11

MV Index Solutions

MVIS develops, manages and licenses a wide range of focused, investable and diversified benchmarks since its launch in 2011.

- Moving beyond common categories, MVIS is a leading provider of blue-chip indices built on three key factors: **pure-play exposure, component liquidity, and index diversification**. In combination, these factors ensure best practices in index design, optimized for the future of ETPs.
- MVIS specializes in indices that capture specific potential investment themes ranging from **hard assets, international equities with a strong focus on emerging markets, digital assets, fixed income, and disruptive sectors**.
- MVIS is registered as a benchmark administrator under the **European Benchmarks Regulation since July 2019** and its Index methodology and operational process adheres to IOSCO guidelines.
- MVIS deploys a **highly customizable product and paradigm-based** index methodology that enables investors to express views beyond the limitations of traditional broad or sector benchmarks.
- MVIS leverages its Index **Advisory Committee**, a governance body of industry and thematic experts, to oversee the maintenance of its indexes, ensuring that they reflect their stated objectives and implement best practices into their construction.



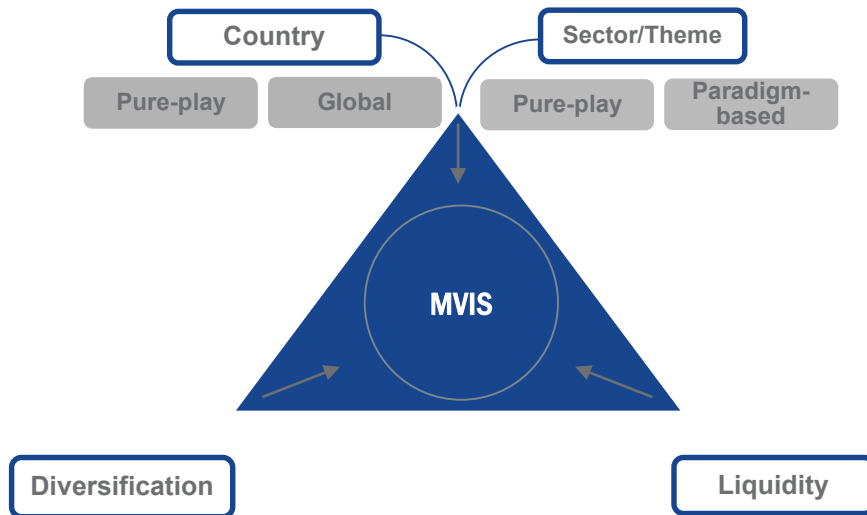
AUM in USD by Index Category

Index Category	AUM (USD bn)	No Index (Family)	Count of Licensed* Index
Bond Indices	0.50	9	5
Country Indices	3.59	42	10
Digital Assets Indices	0.66	25	3
Hard Asset Indices	9.62	10	9
Sector Indices	9.28	42	28
Customised	N/A	N/A	N/A
Grand Total	23.67	140	56

Data as of 31 December 2020

*A licence agreement is required to use indices, index data or trademarks for any commercial purpose, or for research and analysis, or for the issuance, launch, promotion or marketing of financial products such as exchange-traded products, mutual funds, certificates, derivatives, swaps, bonds or OTC products linked to or based on MVIS Indices. The information provided here reflects the list of licensed indices with publically available assets under management.

The MVIS Advantage: Index Philosophy



- ✓ **Pure-play:** Applies integrity by capturing companies that generate at least 50% of their revenues in the target country, sector or theme
- ✓ **Global:** Connects companies to their country origin, regardless of their listing venue
- ✓ **Paradigm-based:** Deploys a top-down approach in the construction of thematic indexes; often utilizes diversified subthemes within the Index to capture the idea holistically
- ✓ **Liquidity:** Demands investability through analysis at selection
- ✓ **Diversification:** Mitigates concentration issues through deployment of a sophisticated capping approach, resulting in balanced and diversified index exposure

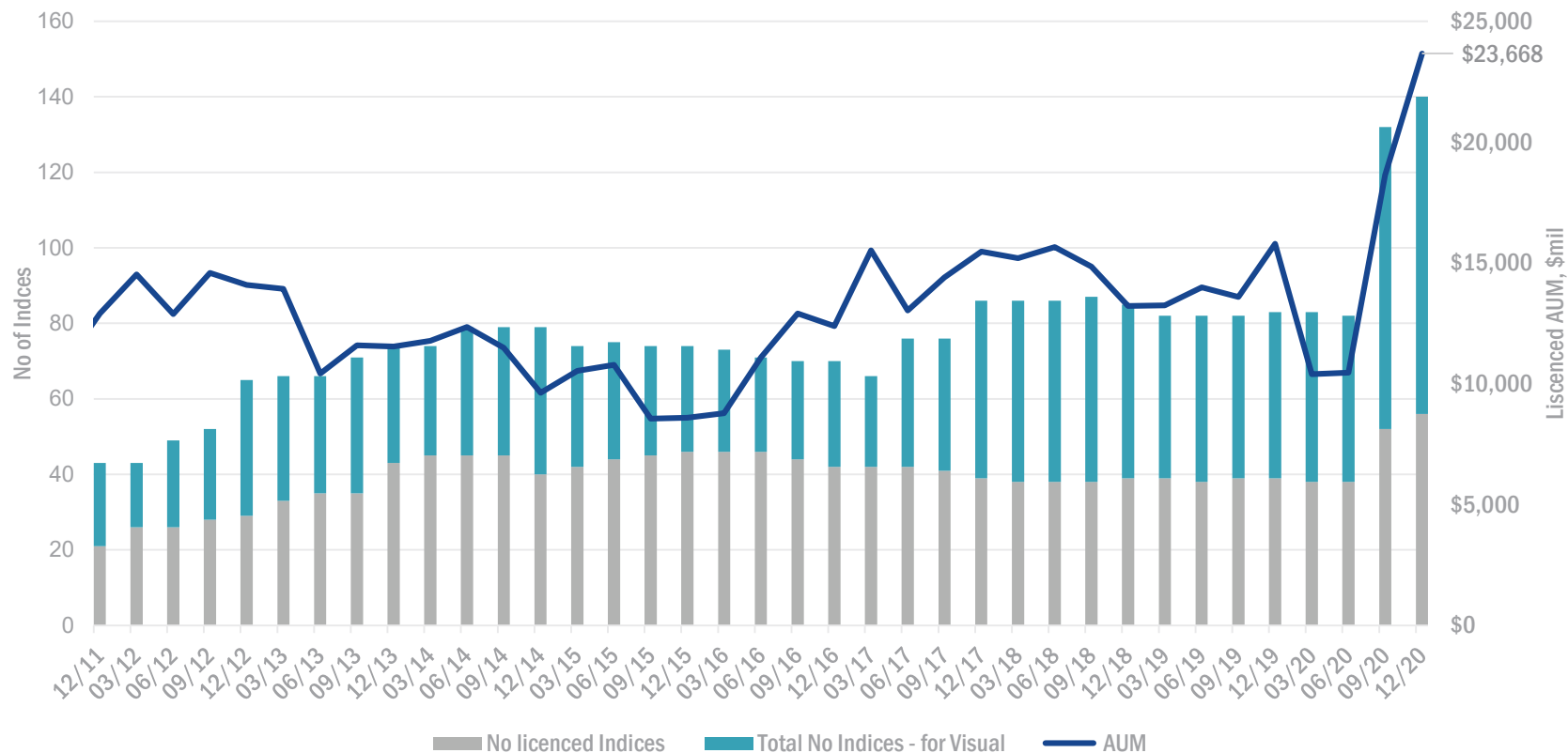
→ **Weighting Strategies:** Applies flexible & customizable strategies – from standard to alpha-seeking

→ **Transparency:** MVIS offers real-time index data and more at www.mvis-indices.com

MVIS – Index Family Overview

- MVIS currently maintains a family of over 140 indices.
- Close to 40% of MVIS Indices are licensed to underly exchange-traded products (ETFs).
- USD 23 billion in tracked assets.
- Many of the ETFs based on our indices are the largest in their competitive environment.

Development of Indices and AUM (Quarterly, \$mil)



Data as of 31 December 2020.

MVIS Index Family – licensed* products

Type	Underlying Index	AUM*	Type	Underlying Index	AUM*	Type	Underlying Index	AUM*
Sector/ Thematic Equity	MVIS US Listed Semiconductor 25	3,737.58	Sector/ Thematic Equity	BlueStar Artificial Intelligence	25.67	Country	MVIS Russia	1,704.03
	MVIS Global Video Gaming & eSports	1,542.43		BlueStar Robotics	21.53		MVIS Australia Equal Weight (AUD)	1,097.82
	BlueStar 5G Communications	890.40		BlueStar Solar Energy Industry	14.30		MVIS Vietnam	453.97
	MVIS US Listed Biotech 25	479.41		MVIS US Listed Semiconductor 10% Capped	10.25		BlueStar Israel Global	76.97
	BlueStar Israel Global Technology	441.26		BlueStar Autonomous Driving	5.05		MVIS Australia Small-Cap Dividend Payers (AUD)	64.84
	MVIS Australia A-REITs (AUD)	347.74		BlueStar Total Security	1.96		MVIS Brazil Small-Cap	54.58
	MVIS US Mortgage REITs	282.12		MVIS Global Junior Gold Miners	7,628.41		MVIS GDP Africa	52.76
	MVIS US Business Development Companies	278.91		MVIS Global Agribusiness	790.31		MVIS Indonesia	35.82
	MVIS US Listed Pharmaceutical 25	250.01		MVIS US Listed Oil Services 25	726.89		MVIS Russia Small-Cap	31.76
	MVIS US Listed Retail 25	199.69		MVIS Global Rare Earth/Strategic Metals	315.05		MVIS Egypt	19.24
	BlueStar Travel and Vacation	136.02	MVIS Australia Resources (AUD)	90.95	MVIS CryptoCompare Institutional Bitcoin	542.42		
	MVIS Australia Banks (AUD)	90.07	MVIS North America Energy Infrastructure	23.13	MVIS CryptoCompare Bitcoin VWAP Close	21.00		
	BlueStar FinTech	82.83	MVIS Global Uranium & Nuclear Energy	18.00	MVIS CryptoCompare Institutional Ethereum	93.71		
	MVIS Global Gaming	76.19	MVIS Global Oil Refiners	17.52				
	BlueStar China Internet Software	66.82	MVIS Global Unconventional Oil & Gas	11.24				
	BlueStar Asia Technology	57.69						
	BlueStar Machine Learning and Quantum Computing	56.03	MVIS US Investment Grade Floating Rate	447.53				
	BlueStar E-Games	51.65	MVIS EM Aggregate Bond	16.38				
	MVIS Global Video Gaming & eSports (AUD)	44.23	MVIS Moody's Analytics US Investment Grade Corporate Bond	15.17				
	BlueStar Data Center and Logistics Real Estate	31.57	MVIS Moody's Analytics US BBB Corporate Bond	10.14				
BlueStar Global 5G Connectivity	30.53	BlueStar Israel Government USD Bond	8.40					
BlueStar Top 10 US Banks	26.17							

Data as of 31 December 2020. * in mln USD

*A licence agreement is required to use indices, index data or trademarks for any commercial purpose, or for research and analysis, or for the issuance, launch, promotion or marketing of financial products such as exchange-traded products, mutual funds, certificates, derivatives, swaps, bonds or OTC products linked to or based on MVIS Indices. The information provided here reflects the list of licensed indices with publicly available assets under management.

MVIS Extended Index Family - calculated

Type	Underlying Index	Type	Underlying Index	Type	Underlying Index
Sector/Thematic Equity	BlueStar Blockchain Technology	Country	BlueStar Israel Global Strategic Dividend	Country	MVIS Philippines
	BlueStar E-Commerce US Leaders		BlueStar Israel Global Strategic Value		MVIS Poland
	BlueStar E-Healthcare		BlueStar Israel Global Total Investable Market		MVIS Qatar
	BlueStar Electric Vehicle Industry		MVIS Australia (AUD)		MVIS South Africa
	BlueStar Food and Agriculture Sustainability		MVIS Australia Small-Cap (AUD)		MVIS South Korea
	BlueStar Future Utilities		MVIS Australia Uncapped (AUD)		MVIS South Korea Equal Weight
	BlueStar Genomic Health Care		MVIS Brazil		MVIS Thailand
	BlueStar Global GreenTech		MVIS Chile		MVIS Turkey
	BlueStar Global Logistics		MVIS Colombia		MVIS United Arab Emirates
	BlueStar Global Logistics Benchmark		MVIS Germany		MVIS United Kingdom
	BlueStar Internet of Things		MVIS Germany Equal Weight		MVIS United Kingdom Equal Weight
	BlueStar Junior Applied AI		MVIS India		Solactive-BlueStar Israel Domestic Exposure
	BlueStar Junior Robotics		MVIS India Small-Cap		Solactive-BlueStar Israel Global Exposure
	BlueStar NextGen Video Gaming		MVIS Japan		MVIS US R&D Disruptors
BlueStar Stay Home	MVIS Japan Equal Weight				
MVIS Global Hydrogen Economy	MVIS Kuwait				
Fixed Income	MVIS EM Corporate Bond (local FX)	MVIS Malaysia			
	MVIS EM Corporate Bond (USD&EUR)	MVIS Mexico			
	MVIS EM Sovereign Bond (Local FX)	MVIS Mexico Equal Weight			
	MVIS EM Sovereign Bond (USD&EUR)	MVIS Pakistan			

Data as of 31 December 2020.

*A licence agreement is required to use indices, index data or trademarks for any commercial purpose, or for research and analysis, or for the issuance, launch, promotion or marketing of financial products such as exchange-traded products, mutual funds, certificates, derivatives, swaps, bonds or OTC products linked to or based on MVIS Indices. The information provided here reflects the list of licensed indices with publically available assets under management.

MVIS Extended Index Family - calculated

Type	Underlying Index	Type	Underlying Index
Digital Assets	MVIS Bitcoin US OTC Spot	Digital Assets	MVIS CryptoCompare XRP
	MVIS CryptoCompare Bitcoin		MVIS CryptoCompare Zcash
	MVIS CryptoCompare Bitcoin Benchmark Rate		21Shares Bitcoin Suisse Crypto
	MVIS CryptoCompare Bitcoin Cash		21Shares Crypto Basket
	MVIS CryptoCompare Bitcoin Select		BitMEX ETHUSD
	MVIS CryptoCompare Bitcoin Select Spot		BitMEX ETHUSD Futures
	MVIS CryptoCompare Dash		BitMEX XBTUSD
	MVIS CryptoCompare Digital Assets 10		BitMEX XBTUSD Futures
	MVIS CryptoCompare Digital Assets 100		Crescent Crypto Market
	MVIS CryptoCompare Digital Assets 100 Large-Cap		ITI Funds Crypto
	MVIS CryptoCompare Digital Assets 100 Mid-Cap		Menai-MVIS Diversified Digital Asset Index
	MVIS CryptoCompare Digital Assets 100 Small-Cap		NRI IU Crypto-Asset (JPY)
	MVIS CryptoCompare Digital Assets 25		NRI IU Crypto-Asset (USD)
	MVIS CryptoCompare Digital Assets 5		SEBA Crypto Asset Select
	MVIS CryptoCompare Ethereum		Sygnum Platform Winners
	MVIS CryptoCompare Ethereum Classic		Weiss MVIS Top Tech Adoption Rating Index
	MVIS CryptoCompare Ethereum VWAP Close		
	MVIS CryptoCompare IOTA		
	MVIS CryptoCompare LiteCoin		
	MVIS CryptoCompare Monero		
MVIS CryptoCompare NEM			
MVIS CryptoCompare NEO			

Data as of 31 December 2020.

*A licence agreement is required to use indices, index data or trademarks for any commercial purpose, or for research and analysis, or for the issuance, launch, promotion or marketing of financial products such as exchange-traded products, mutual funds, certificates, derivatives, swaps, bonds or OTC products linked to or based on MVIS Indices. The information provided here reflects the list of licensed indices with publically available assets under management.

Leadership Team



Steven Schoenfeld
CEO

Steven Schoenfeld joined MVIS as CEO following its acquisition of BlueStar Indexes in August of 2020. Steven was the Founder and Chief Investment Officer of BlueStar which maintained a family of indexes for Global Technology Stocks and Israeli Equities & Bonds. Steven is a 36-year veteran of the investment management industry, having served in senior fiduciary positions at Northern Trust, where he oversaw more \$300 billion in quantitatively-managed global equity and fixed income portfolios, and at Barclays Global Investors (now Blackrock), where he managed more than \$70 billion in developed and emerging market stock index fund and ETFs. Previously, he led the team at IFC/World Bank which developed the first investable Emerging Market indexes, and traded Japanese stock index futures on the floor of the Singapore Exchange.

Steven is the author of Active Index Investing (Wiley Finance, 2004), co-author of The Pacific-Rim Futures and Options Markets (McGraw-Hill, 1992), and co-founder of IndexUniverse.com (now ETF.com). He has a BA in History and Government from Clark University, was a Fulbright Scholar in Economics at the National University of Singapore, and has an MA from the Johns Hopkins School of Advanced International Studies (SAIS).



Thomas Kettner
COO

Thomas Kettner is responsible for the company's index business worldwide. He is an index expert with more than fourteen years of experience in the development and maintenance of indices focusing on the development of indices designed for financial product strategies. He is supported by a team of index specialists with an average of six years of experience in the development, maintenance and marketing of indices. Prior to joining MVIS in 2012, Mr. Kettner held various positions working for leading index providers such as Dow Jones Indexes and STOXX Ltd.

Mr. Kettner holds an M.Sc. in Economics from the University of Konstanz, Germany and is a CIAA holder.



Torsten Hunke
Managing Director

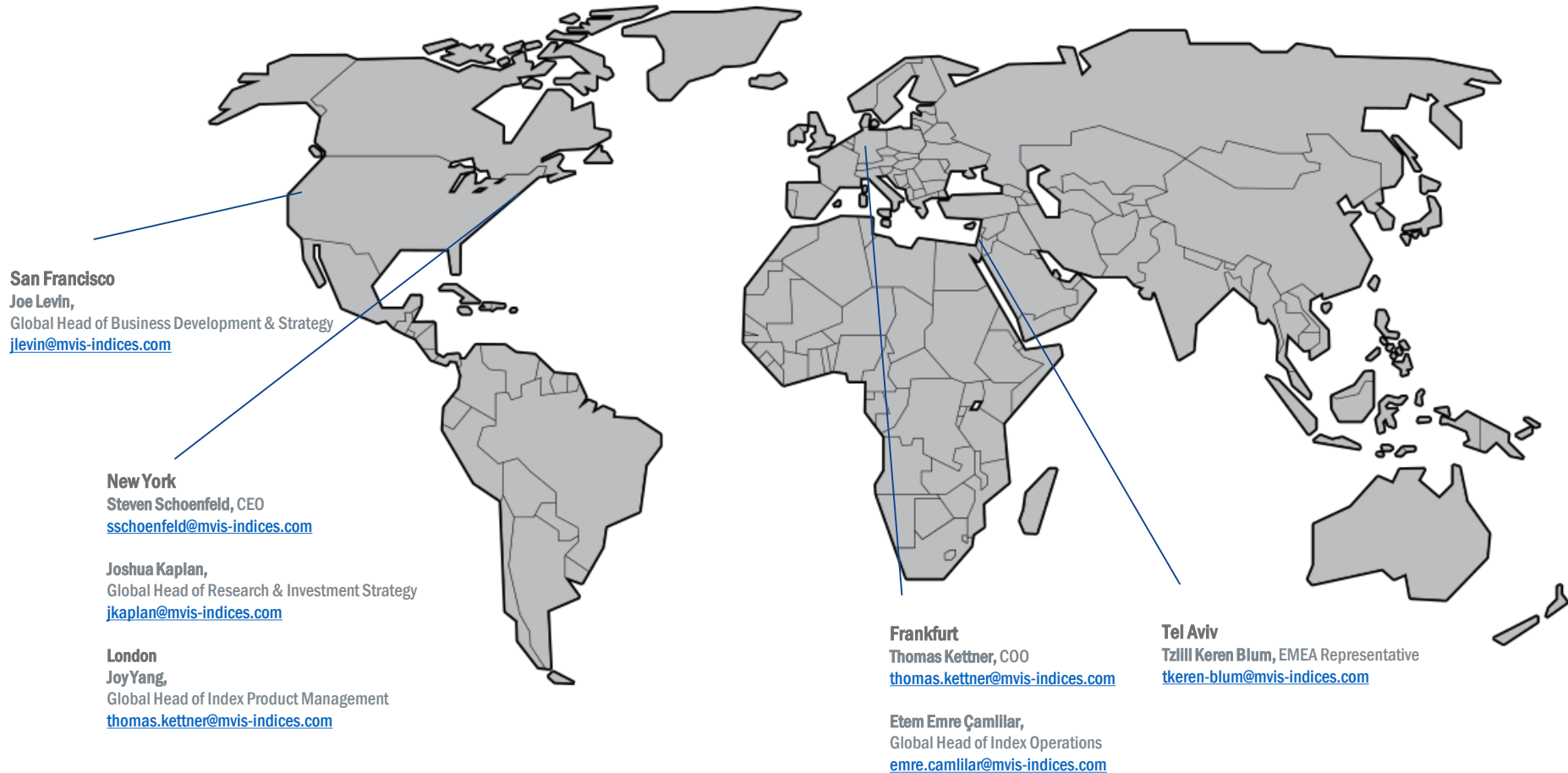
Torsten Hunke joined MV Index Solutions in 2014 to support the firm's index business as the European Legal Counsel and has served as Managing Director since 2016.

He has more than 15 years of experience as international banking regulatory and investment fund lawyer. Prior to joining MVIS, Mr. Hunke worked as a Director at Credit Suisse where he was responsible for the EMEA Asset Management Legal Department and for the legal affairs of Credit Suisse's two German investment companies. Earlier career milestones include positions at the Global Depository Department at Deutsche Bank AG and the investment funds and banking regulatory department at Linklaters in Frankfurt and London.

Mr. Hunke is an attorney at law and a member of the German Bar Association. He studied law at the Universities of Hannover, Brandenburg, and Le Havre (France).

Global Contacts

Map Source: Wikimedia Commons



Frankfurt Office

Kreuznacher Str. 30
60486 Frankfurt am Main
Germany
+49 (69) 4056 695 55
info@mvis-indices.com

New York Office

1350 Avenue of the Americas, Fl 4
New York, NY 10019
(646) 380 2500

Media Relations and Marketing

Séverine Thäsler-Jäger,
Marketing Manager
media-enquiries@mvis-indices.com

+49 69 4056 695 53

Important Disclosure

Copyright © 2020 by MV Index Solutions GmbH (“MVIS”). All rights reserved. MVIS is a registered trademark of Van Eck Associates Corporation that has been licensed to MV Index Solutions GmbH and BlueStar and BlueStar Indexes are registered trademarks of MV Index Solutions GmbH. Redistribution, reproduction and/or photocopying in whole or in part are prohibited without written permission. All information provided by MVIS is impersonal and not tailored to the needs of any person, entity or group of persons. MVIS receives compensation in connection with licensing its indices to third parties. You require a license from MVIS to launch any product that is linked to an MVIS index to use the index data for any business purpose and for all use of the MVIS name or name of the MVIS index. Past performance of an index is not a guarantee of future results.

It is not possible to invest directly in an index. Exposure to an asset class represented by an index is available through investable instruments based on that index. MVIS does not sponsor, endorse, sell, promote or manage any investment fund or other investment vehicle that is offered by third parties and that seeks to provide an investment return based on the performance of any index. MVIS makes no assurance that investment products based on the index will accurately track index performance or provide positive investment returns. MVIS is not an investment advisor, and it makes no representation regarding the advisability of investing in any such investment fund or other investment vehicle. A decision to invest in any such investment fund or other investment vehicle should not be made in reliance on any of the statements set forth in this document.

Prospective investors are advised to make an investment in any such fund or other vehicle only after carefully considering the risks associated with investing in such funds, as detailed in an offering memorandum or similar document that is prepared by or on behalf of the issuer of the investment fund or other vehicle. Inclusion of a security within an index is not a recommendation by MVIS to buy, sell, or hold such security, nor is it considered to be investment advice.

These materials have been prepared solely for informational purposes based upon information generally available to the public from sources believed to be reliable. No content contained in these materials (including index data, ratings, credit-related analyses and data, model, software or other application or output therefrom) or any part thereof (Content) may be modified, reverse-engineered, reproduced or distributed in any form by any means, or stored in a database or retrieval system, without the prior written permission of MVIS. The Content shall not be used for any unlawful or unauthorized purposes. MVIS and its third-party data providers and licensors (collectively “MVIS Indices Parties”) do not guarantee the accuracy, completeness, timeliness or availability of the Content. MVIS Indices Parties are not responsible for any errors or omissions, regardless of the cause, for the results obtained from the use of the Content. THE CONTENT IS PROVIDED ON AN “AS IS” BASIS. MVIS INDICES PARTIES DISCLAIM ANY AND ALL EXPRESS OR IMPLIED WARRANTIES, INCLUDING, BUT NOT LIMITED TO, ANY WARRANTIES OF MERCHANTABILITY OR FITNESS FOR A PARTICULAR PURPOSE OR USE, FREEDOM FROM BUGS, SOFTWARE ERRORS OR DEFECTS, THAT THE CONTENT'S FUNCTIONING WILL BE UNINTERRUPTED OR THAT THE CONTENT WILL OPERATE WITH ANY SOFTWARE OR HARDWARE CONFIGURATION. In no event shall MVIS Indices Parties be liable to any party for any direct, indirect, incidental, exemplary, compensatory, punitive, special or consequential damages, costs, expenses, legal fees, or losses (including, without limitation, lost income or lost profits and opportunity costs) in connection with any use of the Content even if advised of the possibility of such damages.