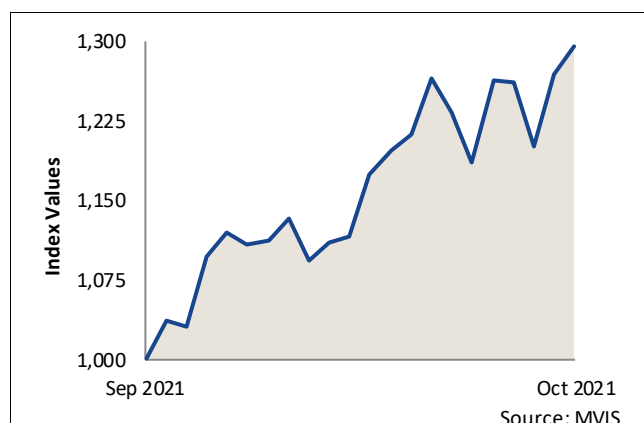


MVIS ANNOUNCES BEST PERFORMING INDICES IN OCTOBER 2021

Frankfurt (1 November 2021) – MV Index Solutions GmbH (MVIS[®]) today announced the top two performing MVIS/BlueStar Indices during October 2021 for the following index categories: Hard Assets/Sector/Thematic Indices, Country Indices, Australia Indices, Bond Indices and CryptoCompare Digital Assets Indices.

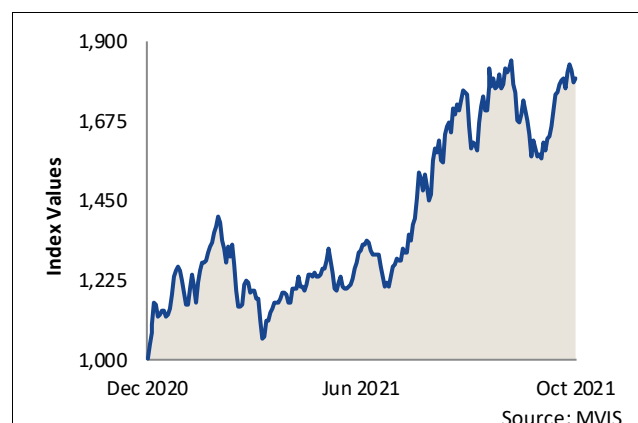
Hard Assets, Sector and Thematic Indices

MVIS Global Digital Assets Equity (MVDAPTR)
Month-To-Date Performance: 29.56%



The Index is licensed.

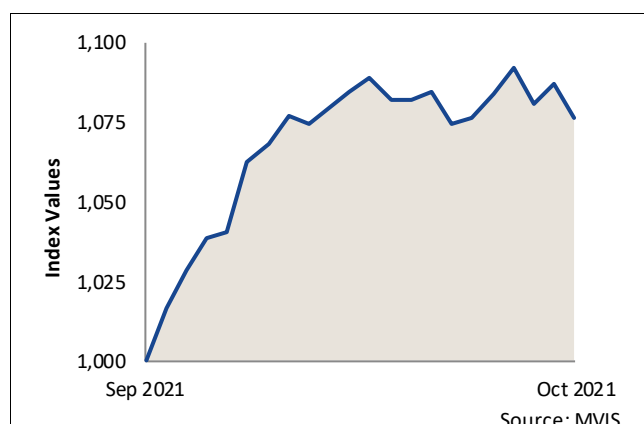
MVIS Global Rare Earth/Strategic Metals (MVREMXTX)
Year-To-Date Performance: 79.60%



The Index is licensed.

Country Indices

MVIS Colombia (MVCOLXTR)
Month-To-Date Performance: 7.67%



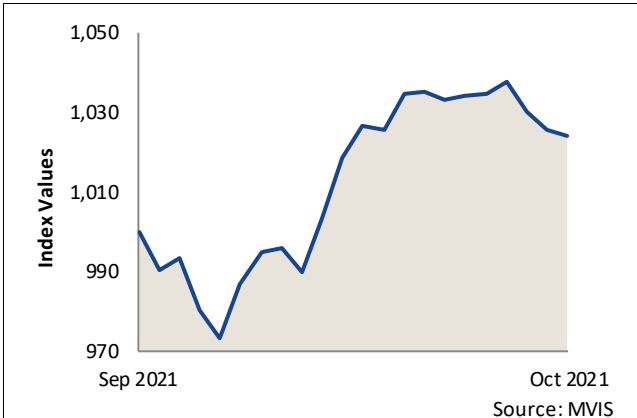
Solactive-BlueStar Israel Domestic Exposure (IDEINTR)
Year-To-Date Performance: 38.43%



PRESS RELEASE

Australia Indices

MVIS Australia Small-Cap (AUD) (MVIDDTR)
Month-To-Date Performance: 2.41%



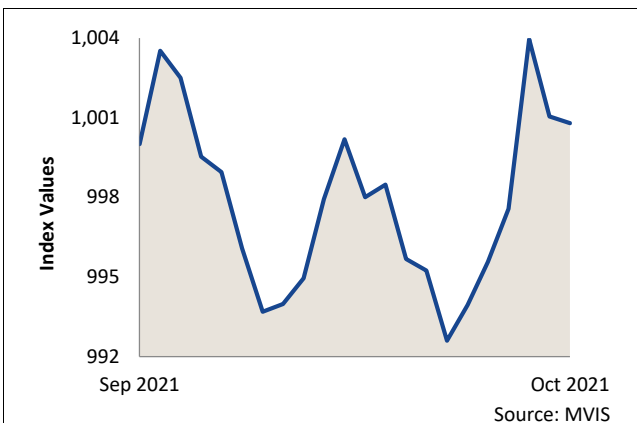
MVIS Australia Banks (AUD) (MVMVBTR)
Year-To-Date Performance: 33.79%



The Index is licensed.

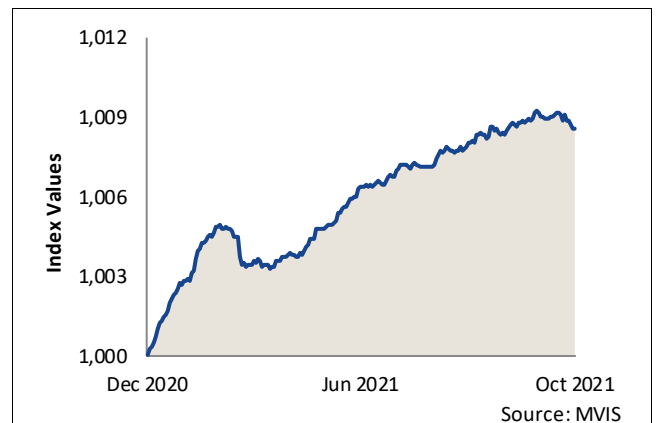
Bond Indices

MVIS Moody's Analytics US Inv. Grade Corp. Bond (MVCI)
Month-To-Date Performance: 0.08%



The Index is licensed.

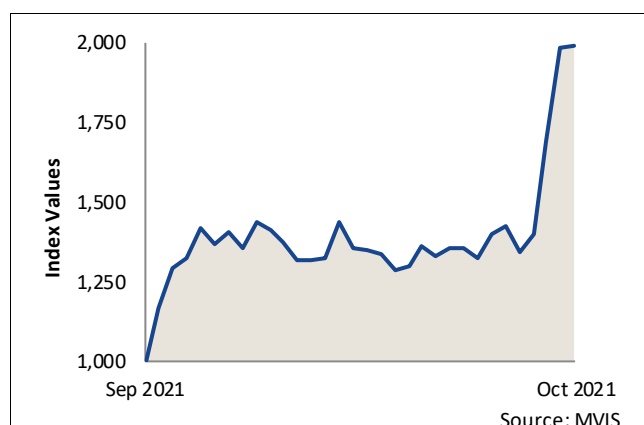
MVIS US Investment Grade Floating Rate (MVFLTR)
Year-To-Date Performance: 0.86%



The Index is licensed.

CryptoCompare Digital Assets Indices

MVIS CryptoCompare Media & Entertainment (MVMELE)
Month-To-Date Performance: 99.18%



MVIS CryptoCompare Solana VWAP Close (MVSOLV)
Year-To-Date Performance: 13210.35%



The Index is licensed.

All index values are rebased to 1,000. Data as of 31 October 2021.

MVIS Indices are licensed to underlie financial products. Detailed information can be found under [licensing](#) on our website.

Media Contact

Eunjeong Kang, MV Index Solutions

+49 (0)69 4056 695 38

media-enquiries@mvis-indices.com

Note to Editors:

MV Index Solutions GmbH (MVIS[®]) develops, monitors and licenses the MVIS Indices, a selection of focused, investable and diversified benchmark indices which are especially designed to underlie financial products. MVIS Indices cover several asset classes, including hard assets and international equity markets as well as fixed income markets. Approximately USD 33.76 billion in assets under management are currently invested in financial products based on MVIS Indices. MVIS is a VanEck company.