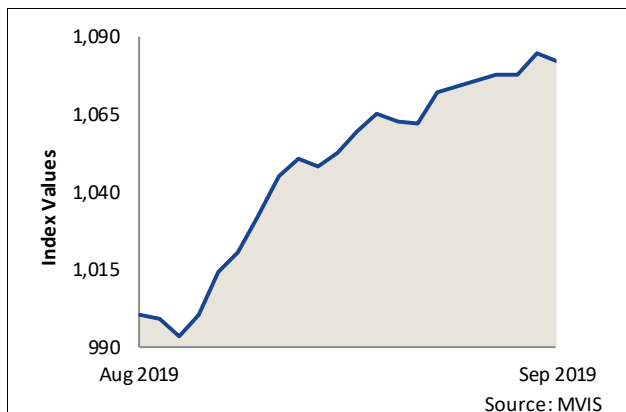


MVIS® ANNOUNCES BEST PERFORMING INDICES SEPTEMBER 2019

Frankfurt (1 October 2019) – MV Index Solutions (MVIS®) today announced the top performing MVIS Indices during September 2019 for the following index categories: MVIS Hard Assets/Sector Indices, MVIS Country Indices, MVIS Australia Indices, MVIS Bond Indices and MVIS CryptoCompare Digital Assets Indices.

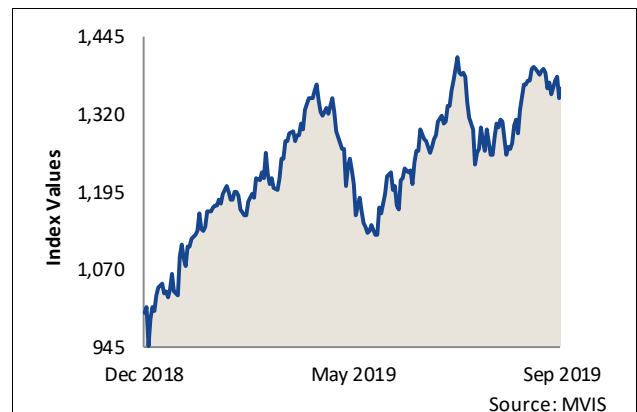
MVIS Hard Assets and Sector Indices

MVIS Global Oil Refiners Index (MVCRAKTR)
Month-To-Date Performance: 8.23%



The Index is licensed.

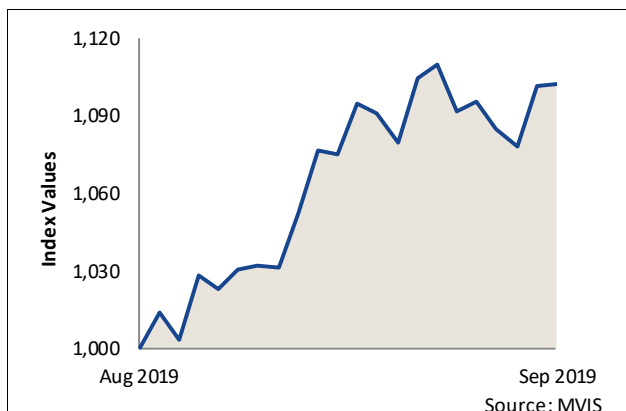
MVIS US Listed Semiconductor 25 Index (MVSMHTR)
Year-To-Date Performance: 36.38 %



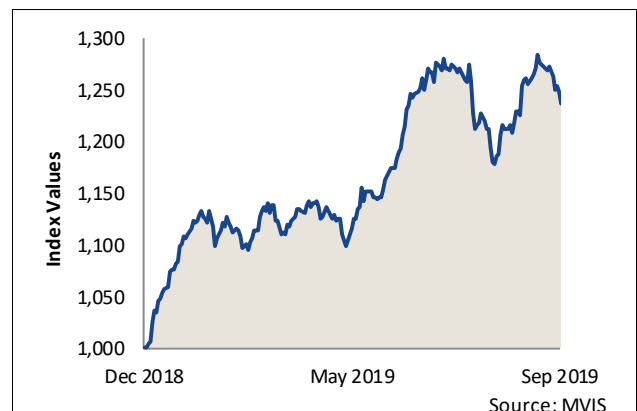
The Index is licensed.

MVIS Country Indices

MVIS Pakistan Index (MVPAKTR)
Month-To-Date Performance: 10.28%



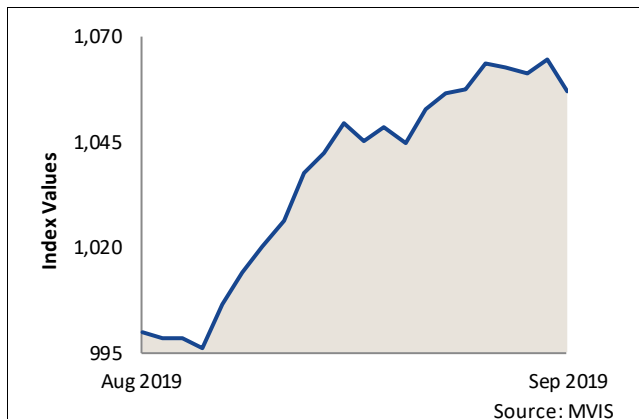
MVIS Russia Small-Cap Index (MVRXJTR)
Year-To-Date Performance: 23.68%



The Index is licensed.

MVIS Australia Indices

MVIS Australia Banks Index (AUD) (MVMVBTR)
Month-To-Date Performance: 5.74%



The Index is licensed.

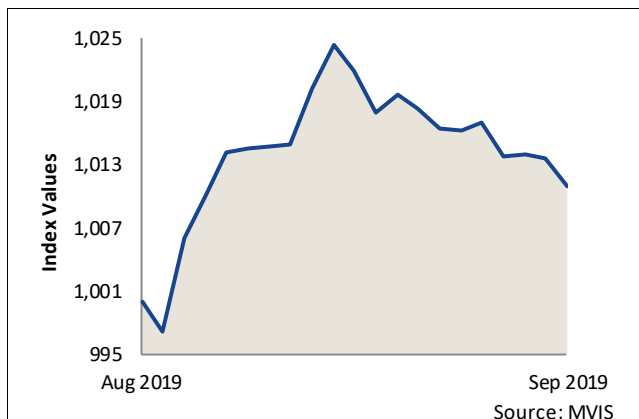
MVIS Australia Resources Index (AUD) (MVMVRTR)
Year-To-Date Performance: 23.61%



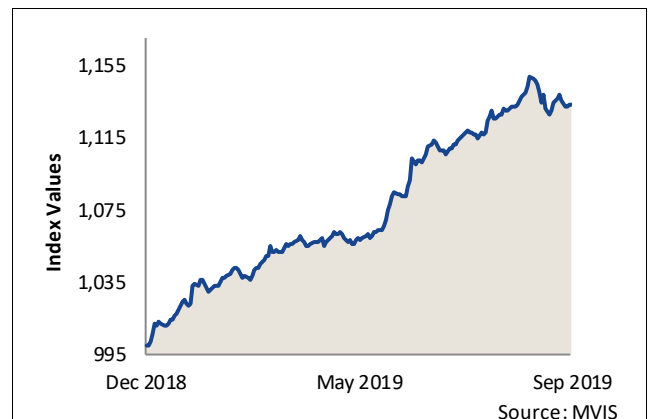
The Index is licensed.

MVIS Bond Indices

MVIS EM Corporate Bond Index (local FX) (MVEMCL)
Month-To-Date Performance: 1.09%

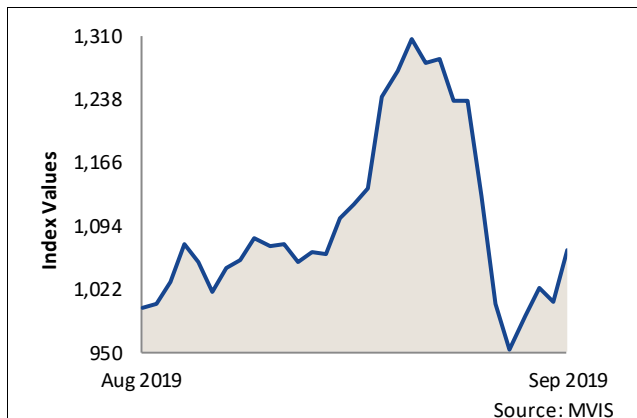


MVIS EM Sovereign Bond Index (USD&EUR) (MVEMSD)
Year-To-Date Performance: 13.31%



MVIS CryptoCompare Digital Assets Indices

MVIS CryptoCompare Ethereum Index (MVETH)
Month-To-Date Performance: 6.75%



MVIS Bitcoin US OTC Spot Index (MVBTCO)
Year-To-Date Performance: 125.12%



The Index is licensed.

All index values are rebased to 1000. Data as of 30 September 2019.

MVIS Indices are licensed to underlie financial products. Detailed information can be found under [licensing](#) on our website.

Contact

Nibha Ritter, MV Index Solutions
 +49 (0)69 4056 695 22
media-enquiries@mvis-indices.com

Note to Editors:

MV Index Solutions (MVIS®) develops, monitors and licenses the MVIS Indices, a selection of focused, investable and diversified benchmark indices. The indices are especially designed to underlie financial products. MVIS Indices cover several asset classes, including equity, fixed income markets and digital assets and are licensed to serve as underlying indices for financial products. Approximately USD 13.64 billion in assets under management are currently invested in financial products based on MVIS Indices.

MV Index Solutions is a VanEck® Company.