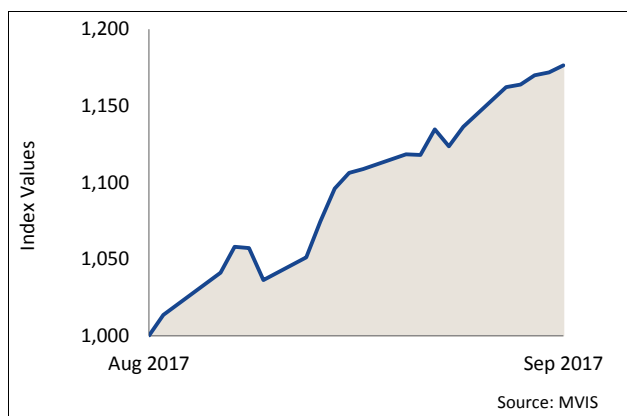


MVIS® ANNOUNCES BEST PERFORMING INDICES IN SEPTEMBER 2017

Frankfurt (2 October 2017) – MV Index Solutions (MVIS®) today announced the top performing MVIS Indices during September 2017 for the following index categories: MVIS Hard Assets/Sector Indices, MVIS Country Indices, MVIS Australia Indices, MVIS Long/Short Equity Indices, and MVIS Bond Indices.

MVIS Hard Assets and Sector Indices

MVIS US Listed Oil Services 25 Index (MVOIHTR)
Month-To-Date Performance: 17.64%



The Index is licensed.

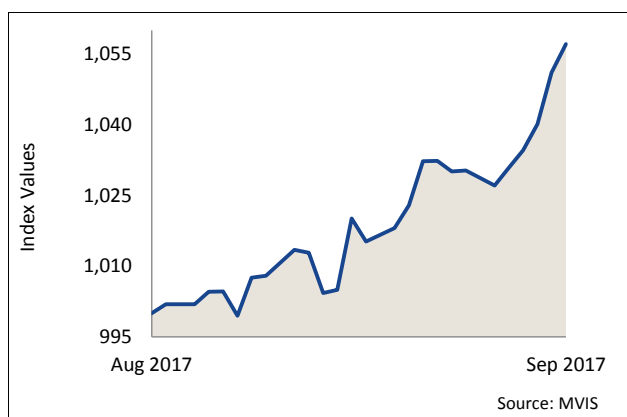
MVIS Glb. Rare Earth/Str. Metals Index (MVREMXTR)
Year-To-Date Performance: 49.56%



The Index is licensed.

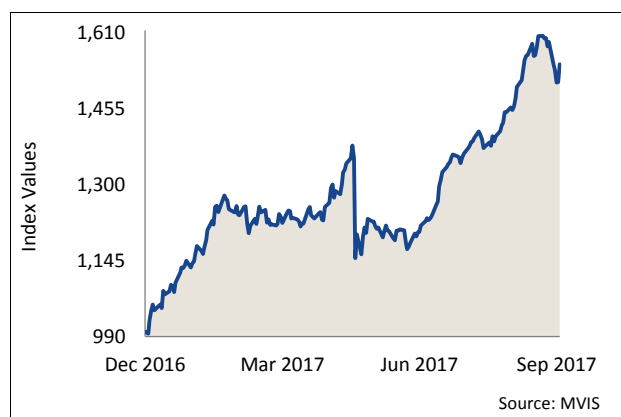
MVIS Country Indices

MVIS Egypt Index (MVEGPTTR)
Month-To-Date Performance: 5.71%



The Index is licensed.

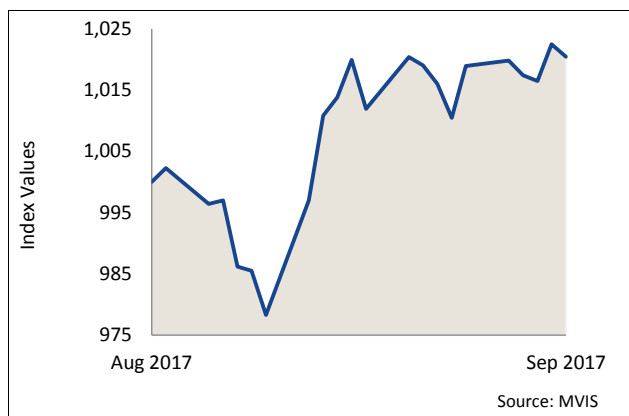
MVIS Brazil Small-Cap Index (MVBRFTR)
Year-To-Date Performance: 54.55%



The Index is licensed.

MVIS Australia Indices

MVIS Australia Banks Index (AUD) (MVMVBTR)
Month-To-Date Performance: 2.04%



The Index is licensed.

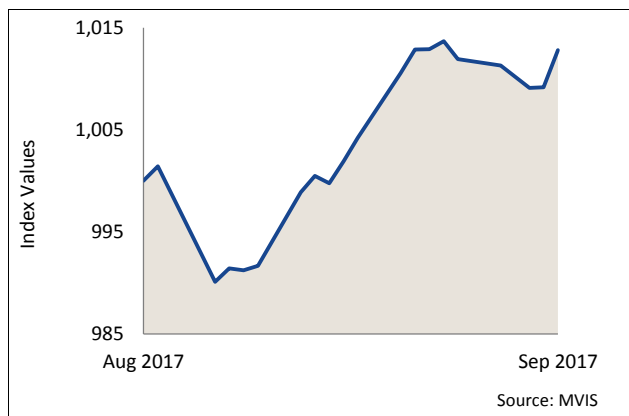
MVIS Australia Resources Index (AUD) (MVMVRTR)
Year-To-Date Performance: 12.15%



The Index is licensed.

MVIS Long/Short Equity Indices

MVIS Glb. Event Long/Short Equity Index (MVEVEQTR)
Month-To-Date Performance: 1.28%

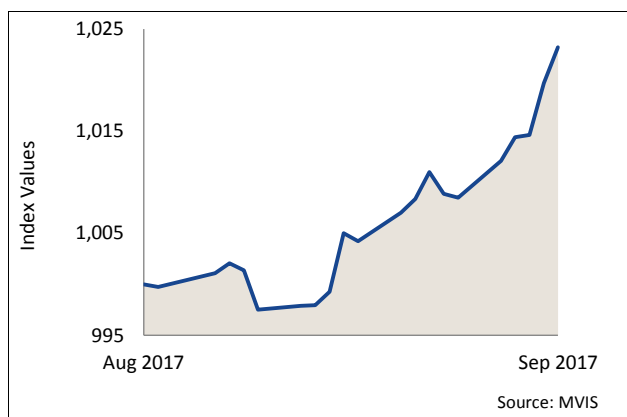


MVIS Asia (Dev) Long/Short Equity Index (MVLSDATR)
Year-To-Date Performance: 13.32%

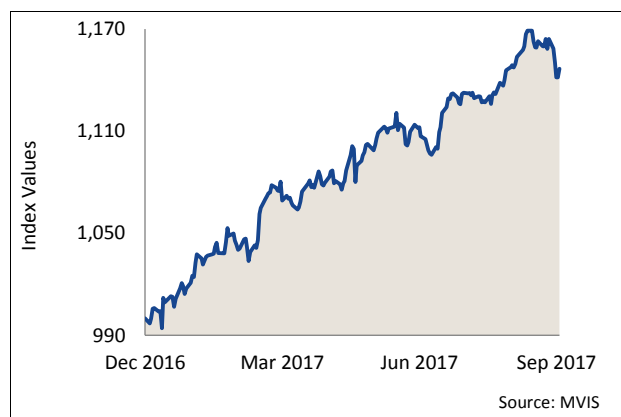


MVIS Bond Indices

MVIS Altman N. Am. Distressed Bond Index (MVRCDI)
Month-To-Date Performance: 2.32%



MVIS EM Sovereign Bond Index (Local FX) (MVEMSL)
Year-To-Date Performance: 14.67%



All index values are rebased to 1000. Data as of 30 September 2017.

MVIS Indices are licensed to underlie financial products. Detailed information can be found under [licensing](#) on our website.

Contact

Marcus Bofinger, MV Index Solutions
+49 (0)69 4056 695 34
media-enquiries@mvis-indices.com

Note to Editors:

MV Index Solutions (MVIS®) develops, monitors and licenses the MVIS Indices, a selection of focused, investable and diversified benchmark indices. The indices are especially designed to underlie financial products. MVIS Indices cover several asset classes, including equity, fixed income markets and digital assets and are licensed to serve as underlying indices for financial products. Approximately USD 14.4 billion in assets under management are currently invested in financial products based on MVIS Indices.

MV Index Solutions is a VanEck® Company.