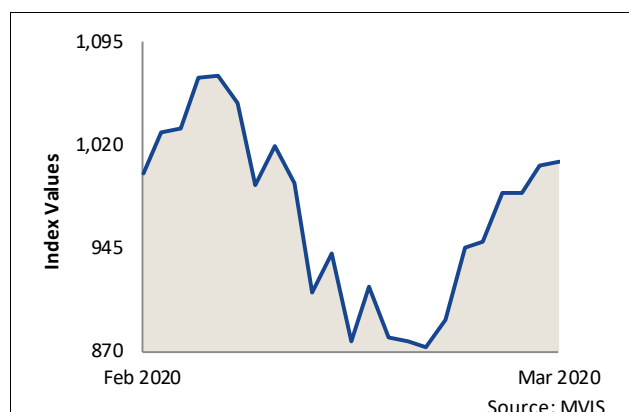


MVIS ANNOUNCES BEST PERFORMING INDICES IN MARCH 2020

Frankfurt (1 April 2020) – MV Index Solutions (MVIS) today announced the top two performing MVIS Indices during March 2020 for the following index categories: MVIS Hard Assets/Sector Indices, MVIS Country Indices, MVIS Australia Indices, MVIS Bond Indices and MVIS CryptoCompare Digital Assets Indices.

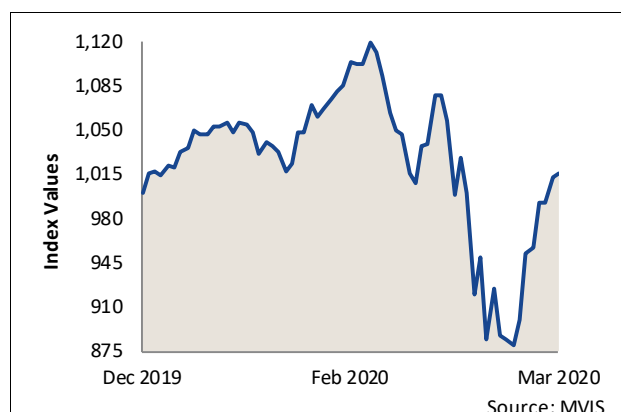
MVIS Hard Assets and Sector Indices

MVIS GI. Video Gaming & eSports Index (MVESPOTR)
Month-To-Date Performance: 0.83%



The Index is licensed.

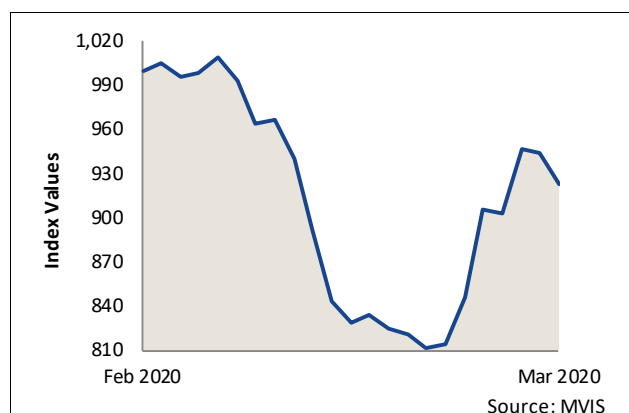
MVIS GI. Video Gaming & eSports Index (MVESPOTR)
Year-To-Date Performance: 1.65%



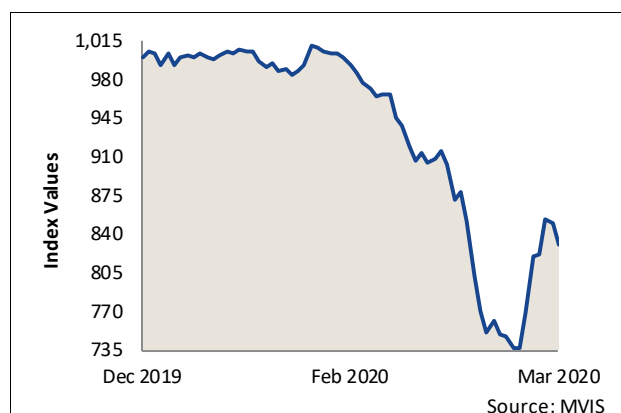
The Index is licensed.

MVIS Country Indices

MVIS Japan Equal Weight Index (MVJPEQTR)
Month-To-Date Performance: -7.67%

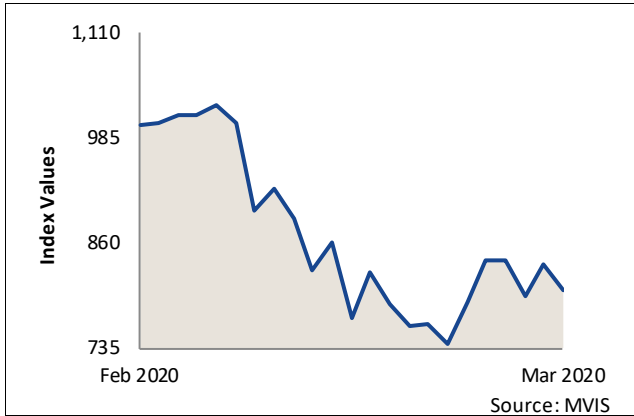


MVIS Japan Index (MVJAPTR)
Year-To-Date Performance: -16.89%



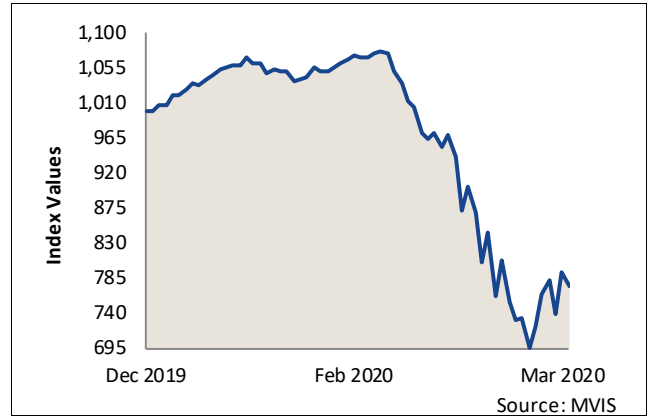
MVIS Australia Indices

MVIS Australia Resources Index (AUD) (MVMVRTR)
Month-To-Date Performance: -19.58%



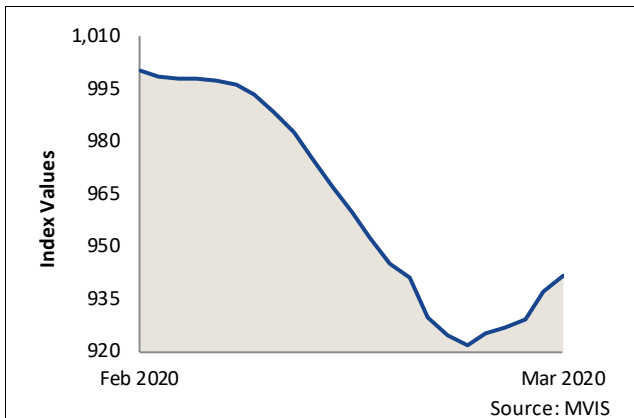
The Index is licensed.

MVIS Australia Uncapped Index (AUD) (MVAUSUTR)
Year-To-Date Performance: -22.63%



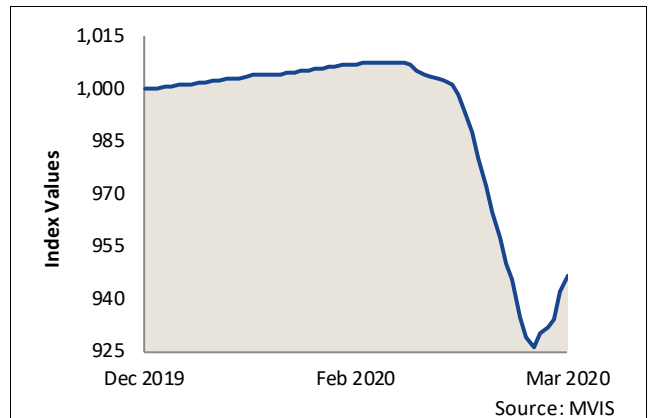
MVIS Bond Indices

MVIS US Investment Grade Floating Rate Index (MVFLTR)
Month-To-Date Performance: -5.84%



The Index is licensed.

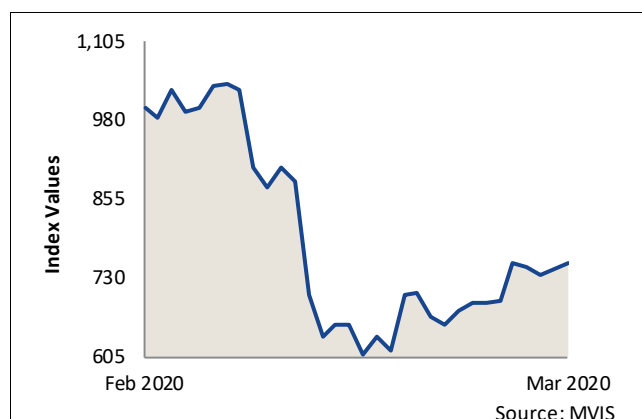
MVIS US Investment Grade Floating Rate Index (MVFLTR)
Year-To-Date Performance: -5.35%



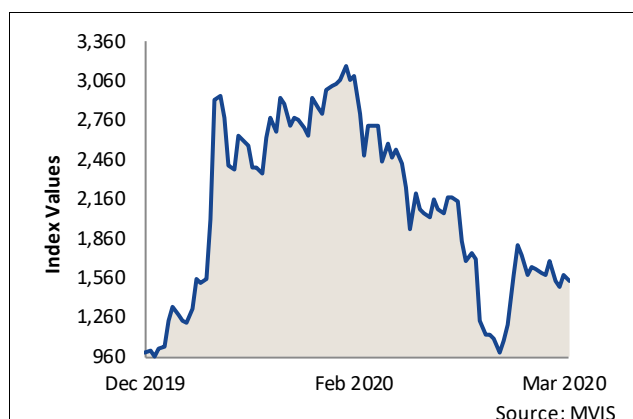
The Index is licensed.

MVIS CryptoCompare Digital Assets Indices

MVIS CryptoCompare XRP Index (MVXRP) Month-To-Date Performance: -24.61%



MVIS CryptoCompare Digital Assets 100 Index (MVDASH) Year-To-Date Performance: 54.60%



All index values are rebased to 1000. Data as of 31 March 2020.

MVIS Indices are licensed to underlie financial products. Detailed information can be found under [licensing](#) on our website.

Contact

Séverine Thäsler-Jäger, MV Index Solutions

+49 (0)69 4056 695 53

media.europe@mvis-indices.com

Note to Editors:

MV Index Solutions (MVIS) develops, monitors and licenses the MVIS Indices, a selection of focused, investable and diversified benchmark indices which are especially designed to underlie financial products. MVIS Indices cover several asset classes, including hard assets and international equity markets as well as fixed income markets. Approximately USD 10.46 billion in assets under management are currently invested in financial products based on MVIS Indices. MVIS is a VanEck company.