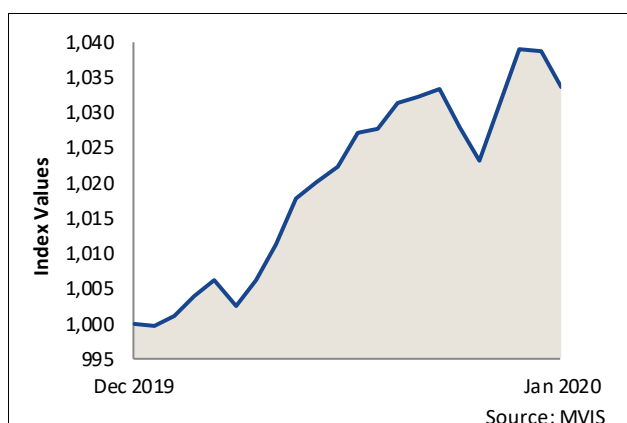


## MVIS ANNOUNCES BEST PERFORMING INDICES IN JANUARY 2020

Frankfurt (3 February 2020) – MV Index Solutions (MVIS) today announced the top two performing MVIS Indices during January 2020 for the following index categories: MVIS Hard Assets/Sector Indices, MVIS Country Indices, MVIS Australia Indices, MVIS Bond Indices and MVIS CryptoCompare Digital Assets Indices.

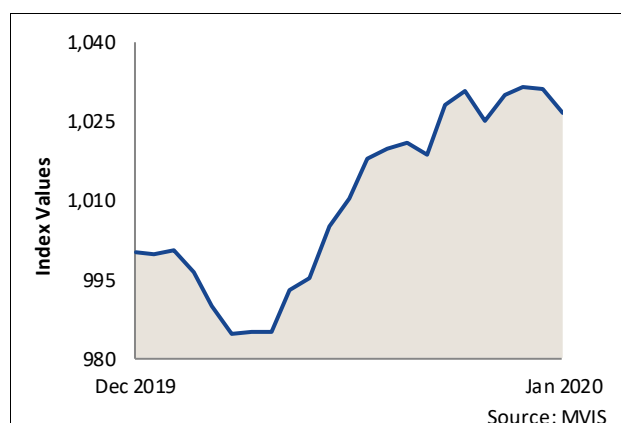
### MVIS Hard Assets and Sector Indices

**MVIS US Mortgage REITs Index (MVMORTTR)**  
Month-To-Date Performance: 3.38%



The Index is licensed.

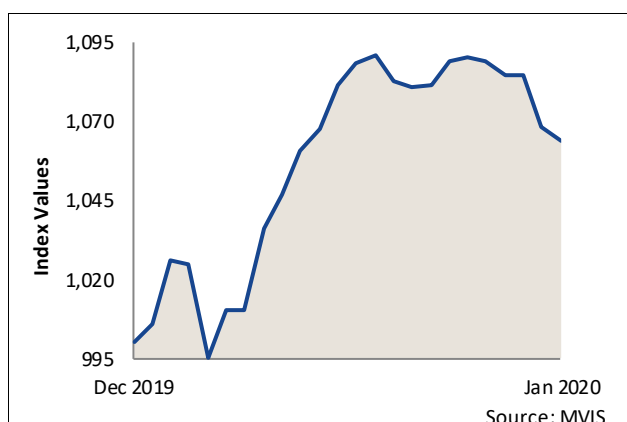
**MVIS GI. Uranium & Nuclear Energy Index (MVNLRTR)**  
Month-To-Date Performance: 2.66%



The Index is licensed.

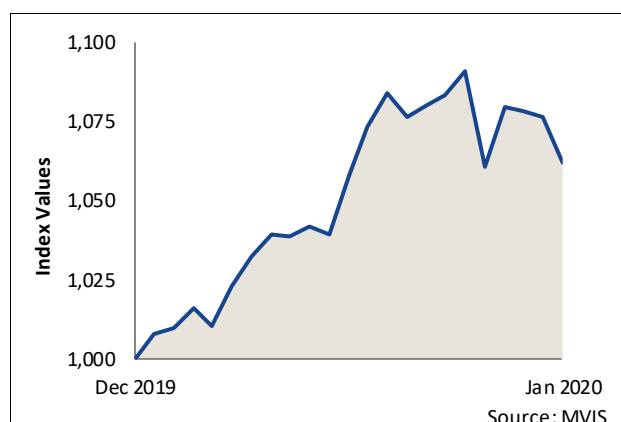
### MVIS Country Indices

**MVIS India Small-Cap Index (MVSCIFTR)**  
Month-To-Date Performance: 6.39%



The Index is licensed.

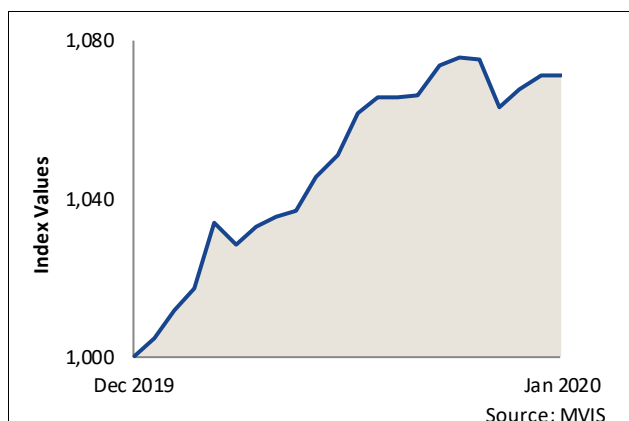
**MVIS Russia Small-Cap Index (MVR SXJTR)**  
Month-To-Date Performance: 6.21%



The Index is licensed.

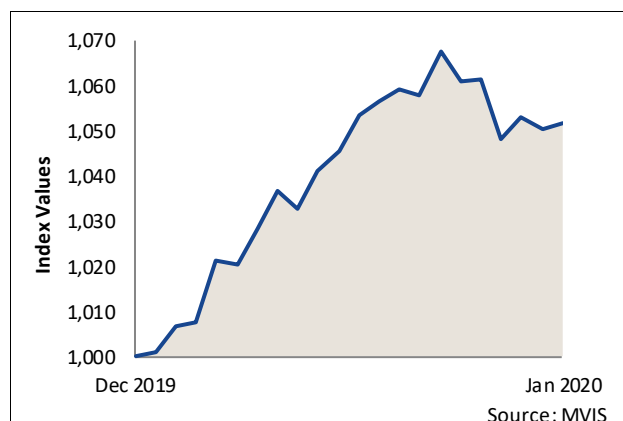
**MVIS Australia Indices**

**MVIS Australia A-REITs Index (AUD) (MVMVATR)**  
Month-To-Date Performance: 7.14%



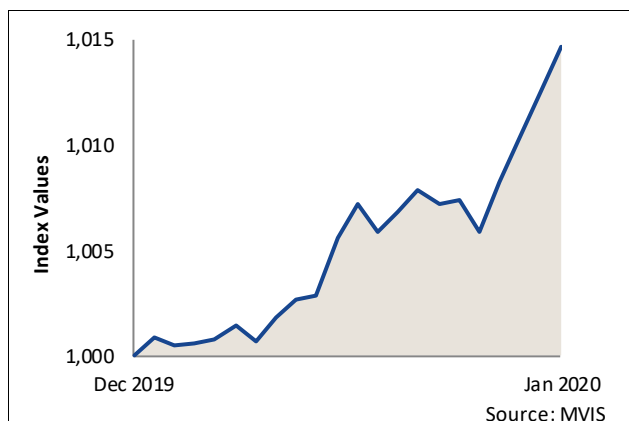
The Index is licensed.

**MVIS Australia Index (AUD) (MVAUSUTR)**  
Month-To-Date Performance: 5.16%

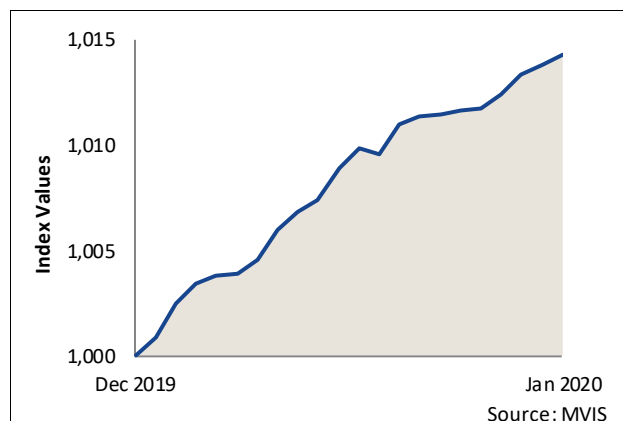


**MVIS Bond Indices**

**MVIS EM Sovereign Bond (USD&EUR) Index (MVEMSD)**  
Month-To-Date Performance: 1.47%

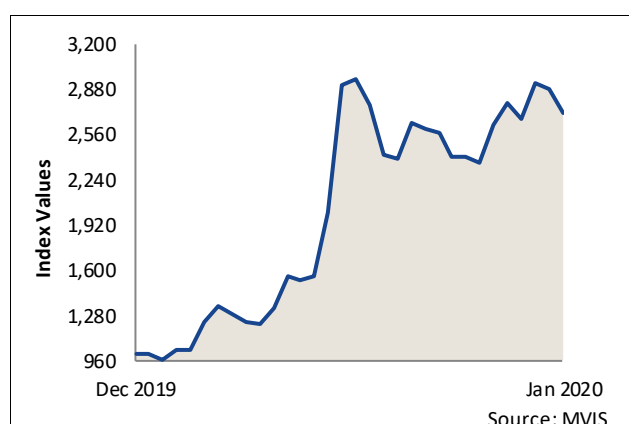


**MVIS EM Corporate Bond (USD&EUR) Index (MVEMCD)**  
Month-To-Date Performance: 1.43%

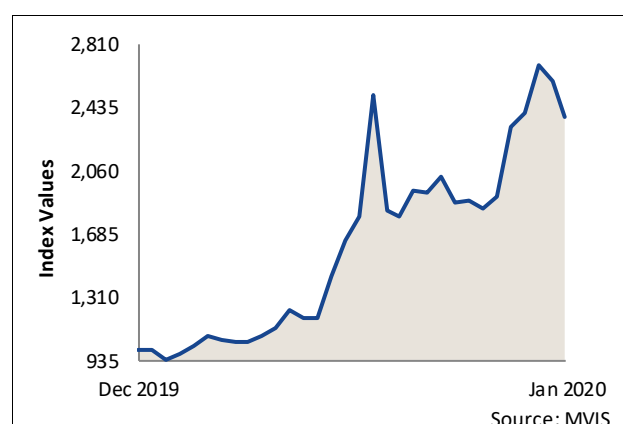


## MVIS CryptoCompare Digital Assets Indices

**MVIS CryptoCompare Dash Index (MVDASH)**  
Month-To-Date Performance: 172.16%



**MVIS CryptoCompare Ethereum Classic Index (MVETC)**  
Month-To-Date Performance: 138.51%



All index values are rebased to 1000. Data as of 31 January 2020.

MVIS Indices are licensed to underlie financial products. Detailed information can be found under [licensing](#) on our website.

### Contact

Nibha Manandhar, MV Index Solutions  
+49 (0)69 4056 695 22  
[media.europe@mvis-indices.com](mailto:media.europe@mvis-indices.com)

### Note to Editors:

MV Index Solutions (MVIS) develops, monitors and licenses the MVIS Indices, a selection of focused, investable and diversified benchmark indices which are especially designed to underlie financial products. MVIS Indices cover several asset classes, including hard assets and international equity markets as well as fixed income markets. Approximately USD 14.97 billion in assets under management are currently invested in financial products based on MVIS Indices. MVIS is a VanEck company.