

MVIS US Listed Semiconductor 25 Index

The modified market cap-weighted index tracks the performance of the largest and most liquid US-listed companies that derive at least 50% of their revenues from semiconductors. The pure-play index contains only companies which are engaged primarily in the production of semiconductors and semiconductor equipment. The MVIS US Listed Semiconductor 25 Index (MVSMH) has been licensed to underlie financial products with currently USD 5302.77 million in assets under management.

Key Features



	All Time High/Low	52-Week High/Low
Total Return Net Index	5061.44/230.72	5061.44/2413.29

Size and Liquidity Requirements

Full MCap of at least 150 mln USD. Three month average-daily-trading volume of at least 1 mln USD at a review and also at the previous two reviews. At least 250,000 shares traded per month over the last six months at a review and also at the previous two reviews.

Pure-Play

Companies have to generate at least 50% revenues from semiconductors.

Diversification

Company weightings are capped at 20%.

Review

Semi-annually.

Index Data

INDEX PARAMETERS

Launch Date	12 Aug 2011	Components	25
Type	Sector	Volatility (1 year)	33.40
Currency	USD	Full MCap bn USD	2,692.14
Base Date	29 Sep 2000	Float MCap bn USD	2,132.60
Base Value	1,000.00	Correlation* (1 year)	0.9543

* MSCI ACWI Semiconductors

FUNDAMENTALS*

Price/Earnings Trailing	37.11
Price/Book	7.48
Price/Sales	7.99
Price/Cash Flow	22.55
Dividend Yield	1.00

* as of 31 Mar 2021

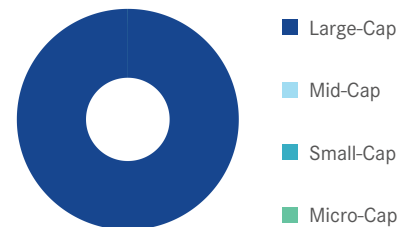
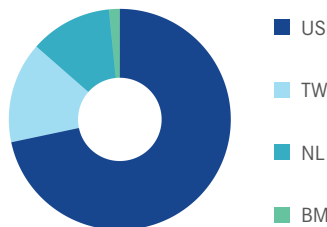
ANNUALISED PERFORMANCE*

1 Month	5.92%
1 Year	94.05%
3 Years	36.14%
5 Years	37.53%
Since Inception	8.11%

* Total Return Net Index

Country and Size Weightings

Country	Count	Weight
United States	20	71.69%
Taiwan	1	14.75%
Netherlands	3	12.01%
Bermuda	1	1.55%

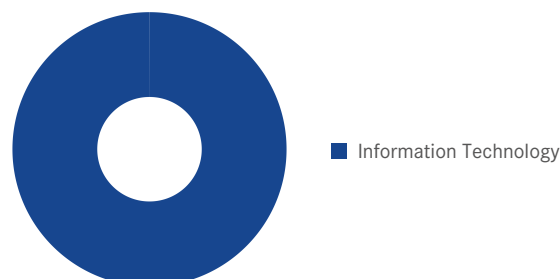


Size	Count	Weight
Large-Cap (> 6 bn)	25	100.00%
Mid-Cap (1.5 bn - 6 bn)	0	0.00%
Small-Cap (0.2 bn - 1.5 bn)	0	0.00%
Micro-Cap (0.0 bn - 0.2 bn)	0	0.00%

MVIS US Listed Semiconductor 25 Index

Sector Weightings

Sector	Count	Weight
Information Technology	25	100.00%



Index Components

Top Components by Weight	Country	Weight	Best Performing Components	YTD	1 Day
TAIWAN SEMICONDUCTOR-SP ADR	TW	14.75%	UNIVERSAL DISPLAY CORP	-0.15%	2.55%
NVIDIA CORP	US	8.37%	ASML HOLDING NV-NY REG SHS	32.39%	0.56%
INTEL CORP	US	6.06%	MICRON TECHNOLOGY INC	20.59%	0.43%
ASML HOLDING NV-NY REG SHS	NL	5.78%	TAIWAN SEMICONDUCTOR-SP ADR	9.31%	0.41%
TEXAS INSTRUMENTS INC	US	5.05%	QUALCOMM INC	-8.83%	0.27%
LAM RESEARCH CORP	US	4.98%			
BROADCOM INC	US	4.88%			
QUALCOMM INC	US	4.82%	Worst Performing Components	YTD	1 Day
APPLIED MATERIALS INC	US	4.76%	MARVELL TECHNOLOGY GROUP LTD	0.90%	-1.78%
MICRON TECHNOLOGY INC	US	4.26%	KLA CORP	28.97%	-1.64%
ADVANCED MICRO DEVICES	US	4.25%	NVIDIA CORP	21.93%	-1.39%
ANALOG DEVICES INC	US	4.21%	MICROCHIP TECHNOLOGY INC	14.89%	-1.33%
Subtotal		72.17%	TERADYNE INC	8.08%	-1.30%

Symbols

	Symbol	ISIN	WKN	Sedol	Bloomberg	Reuters	Telekurs
Price Index	MVSMH	DE000SLA0LW4	SLA0LW	B6RXJ95	MVSMH	.MVSMH	13624471
Total Return Net	MVSMHTR	DE000SLA1LB6	SLA1LB	B6S1JW1	MVSMHTR	.MVSMHTR	13624472
Total Return Gross	MVSMHTRG	DE000SLA1CK6	SLA1CK	B990N82	MVSMHTRG	.MVSMHTRG	20729422

For further information visit www.mvis-indices.com

Nothing on this factsheet shall be considered a solicitation to buy or an offer to sell a security, or any other product or service, to any person in any jurisdiction where such offer, solicitation, purchase or sale would be unlawful under the laws of such jurisdiction. Neither MV Index Solutions GmbH nor any of its licensors makes any warranties or representations, express or implied, to the user with respect to any of the data contained herein. The data is provided for informational purposes only, and the Company shall not be responsible or liable for the accuracy, usefulness or availability of any information transmitted or made available through it. The MVIS[®] indices are protected through various intellectual property rights and unfair competition and misappropriation laws. In particular, Van Eck Associates Corporation has registered the "MVIS" trademark. You require a licence to launch any product whose performance is linked to the value of a particular MVIS[®] index and for all use of the MVIS[®] name or name of the MVIS[®] index in the marketing of the product. All information shown prior to the index launch date is simulated performance data created from backtesting ("simulated past performance"). Simulated past performance is not actual but hypothetical performance based on the same or fundamentally the same methodology that was in effect when the index was launched. Simulated past performance may materially differ from the actual performance. Actual or simulated past performance is no guarantee for future results.