

MVIS US Listed Retail 25 Index

The modified market cap-weighted index tracks the performance of the largest and most liquid US-listed companies that derive at least 50% of their revenues from retail. The pure-play index contains only companies which are engaged primarily in retail distribution; wholesalers; online, direct mail and TV retailers; multi-line retailers; specialty retailers such as apparel, automotive, computer and electronics, drug, home improvement, home furnishing retailers; and food and other staples retailers. The MVIS US Listed Retail 25 Index (MVRTH) is licensed to underlie financial products with currently USD 246.85 million in assets under management.

Key Features



	All Time High/Low	52-Week High/Low
Total Return Net Index	7821.96/777.00	7821.96/5271.56

Size and Liquidity Requirements

Full MCap of at least 150 mln USD. Three month average-daily-trading volume of at least 1 mln USD at a review and also at the previous two reviews. At least 250,000 shares traded per month over the last six months at a review and also at the previous two reviews.

Pure-Play

Companies have to generate at least 50% revenues from retail.

Diversification

Company weightings are capped at 20%.

Review

Semi-annually.

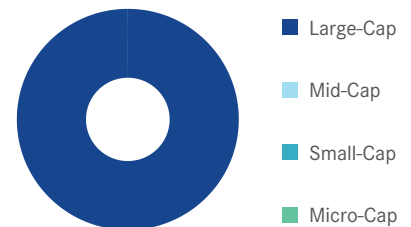
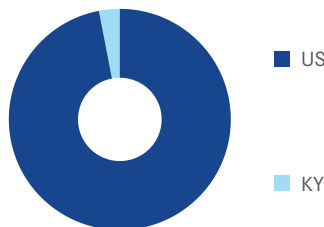
Index Data

INDEX PARAMETERS		FUNDAMENTALS*		ANNUALISED PERFORMANCE*			
Launch Date	12 Aug 2011	Components	25	Price/Earnings Trailing	38.55	1 Month	4.68%
Type	Sector	Volatility (1 year)	16.36	Price/Book	7.21	1 Year	47.57%
Currency	USD	Full MCap bn USD	3,715.35	Price/Sales	0.82	3 Years	23.12%
Base Date	29 Sep 2000	Float MCap bn USD	2,755.30	Price/Cash Flow	17.41	5 Years	19.04%
Base Value	1,000.00	Correlation* (1 year)	0.8591	Dividend Yield	1.19	Since Inception	10.47%

* MSCI ACWI Retailing * as of 30 Apr 2021 * Total Return Net Index

Country and Size Weightings

Country	Count	Weight
United States	24	96.98%
Cayman Islands	1	3.02%

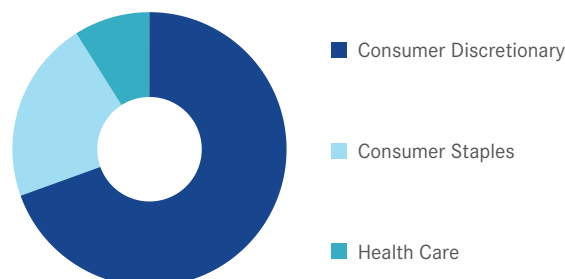


Size	Count	Weight
Large-Cap (> 6 bn)	25	100.00%
Mid-Cap (1.5 bn - 6 bn)	0	0.00%
Small-Cap (0.2 bn - 1.5 bn)	0	0.00%
Micro-Cap (0.0 bn - 0.2 bn)	0	0.00%

MVIS US Listed Retail 25 Index

Sector Weightings

Sector	Count	Weight
Consumer Discretionary	16	69.50%
Consumer Staples	5	21.54%
Health Care	4	8.96%



Index Components

Top Components by Weight	Country	Weight	Best Performing Components	YTD	1 Day
AMAZON.COM INC	US	20.00%	GAP INC/THE	77.07%	7.16%
HOME DEPOT INC	US	12.56%	L BRANDS INC	81.85%	2.63%
WALMART INC	US	8.52%	AMERISOURCEBERGEN CORP	27.16%	2.48%
LOWES COS INC	US	5.34%	MCKESSON CORP	10.73%	2.43%
COSTCO WHOLESALE CORP	US	5.29%	KROGER CO	18.33%	2.30%
TARGET CORP	US	4.81%			
TJX COMPANIES INC	US	4.46%			
CVS HEALTH CORP	US	4.34%			
DOLLAR GENERAL CORP	US	3.38%			
JD.COM INC	KY	3.02%			
SYSCO CORP	US	2.89%			
O REILLY AUTOMOTIVE INC	US	2.80%			
Subtotal		77.42%			

Worst Performing Components	YTD	1 Day
WAYFAIR INC	24.08%	-5.21%
AMAZON.COM INC	3.98%	-2.33%
SYSCO CORP	14.49%	-0.81%
JD.COM INC	-12.38%	-0.44%
LULULEMON ATHLETICA INC	-3.63%	0.03%

Symbols

	Symbol	ISIN	WKN	Sedol	Bloomberg	Reuters	Telekurs
Price Index	MVRTH	DE000SLA0LU8	SLA0LU	B3ZB7L8	MVRTH	.MVRTH	13624434
Total Return Net	MVRTHTR	DE000SLA0LV6	SLA0LV	B402887	MVRTHTR	.MVRTHTR	13624436
Total Return Gross	MVRTHTRG	DE000SLA1CH2	SLA1CH	B8BHHS2	MVRTHTRG	.MVRTHTRG	20729413

For further information visit www.mvis-indices.com

Nothing on this factsheet shall be considered a solicitation to buy or an offer to sell a security, or any other product or service, to any person in any jurisdiction where such offer, solicitation, purchase or sale would be unlawful under the laws of such jurisdiction. Neither MV Index Solutions GmbH nor any of its licensors makes any warranties or representations, express or implied, to the user with respect to any of the data contained herein. The data is provided for informational purposes only, and the Company shall not be responsible or liable for the accuracy, usefulness or availability of any information transmitted or made available through it. The MVIS® indices are protected through various intellectual property rights and unfair competition and misappropriation laws. In particular, Van Eck Associates Corporation has registered the "MVIS" trademark. You require a licence to launch any product whose performance is linked to the value of a particular MVIS® index and for all use of the MVIS® name or name of the MVIS® index in the marketing of the product. All information shown prior to the index launch date is simulated performance data created from backtesting ("simulated past performance"). Simulated past performance is not actual but hypothetical performance based on the same or fundamentally the same methodology that was in effect when the index was launched. Simulated past performance may materially differ from the actual performance. Actual or simulated past performance is no guarantee for future results.