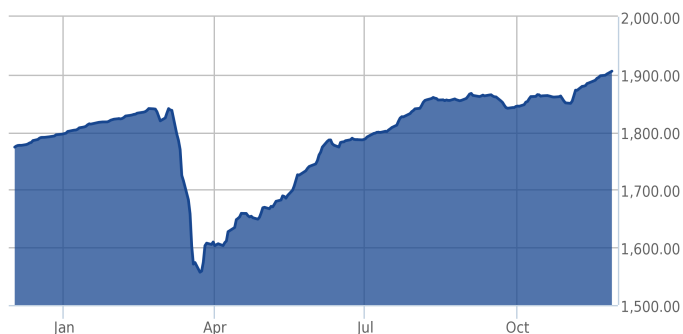


## MVIS EM Corporate Bond Index (USD&EUR)

The modified market cap index tracks the performance of Emerging Markets corporate bonds denominated in USD or EUR. The MVIS EM Corporate Bond Index (USD&EUR) (MVEMCD) is derived from the MVIS EM Aggregate Bond Index (MVEMAG), which tracks the performance of emerging markets sovereign bonds and corporate bonds denominated in USD, EUR or local emerging markets currencies. To be included in MVEMAG index bonds must be issued by an emerging markets sovereign or quasi-sovereign issuer or a corporate issuer whose primary country of risk is deemed to be an emerging market country.

### Key Features



#### Derived from Unique Benchmark

Sub-Index of MVEMAG, the first benchmark for emerging market debt that includes the four major categories of emerging market bonds.

#### Amount Outstanding

At least 300 mln USD. To be included in the index bonds must have a minimum of 24 months remaining to maturity.

#### Review

Monthly.

**All Time High/Low**      **52-Week High/Low**

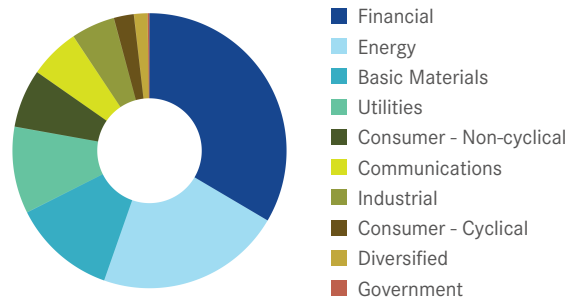
**Total Return Index**      1905.60/592.22      1905.60/1556.91

### Index Data

INDEX PARAMETERS		DESCRIPTIVES		PERFORMANCE	
<b>Launch Date</b>	19 Sep 2013	<b>Average Yield to Maturity</b>	3.88	<b>1 Day</b>	0.17%
<b>Type</b>	Bond	<b>Average Modified Duration</b>	5.90	<b>MTD</b>	2.31%
<b>Currency</b>	USD	<b>Average Years to Maturity</b>	9.69	<b>3MTD</b>	3.28%
<b>Base Date/Base Value</b>	30 Jun 2010 / 1,000.00	<b>Average Coupon</b>	5.00	<b>YTD</b>	6.07%
<b>Components</b>	2,367	<b>Yield to Worst</b>	3.71	<i>Absolute</i>	<i>Annualised</i>
<b>Market Value bn USD</b>	0.00	<b>Current Yield</b>	4.73		
				<b>1 Year</b>	7.36%
				<b>3 Years</b>	5.63%
				<b>5 Years</b>	6.72%
				<b>Since Inception</b>	6.90%

### Sector Weightings

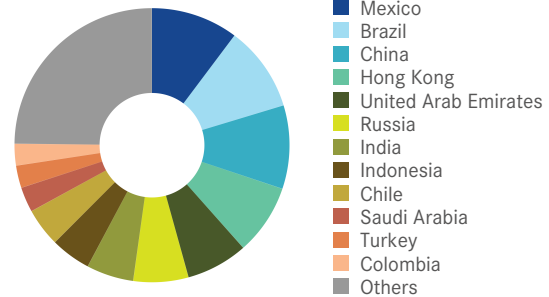
Sector	Count	Weight
Financial	1015	33.44%
Energy	312	21.86%
Basic Materials	233	12.23%
Utilities	232	10.18%
Consumer - Non-cyclical	132	6.88%
Communications	141	5.93%
Industrial	185	5.16%
Consumer - Cyclical	75	2.37%
Diversified	32	1.60%
Government	3	0.21%



## MVIS EM Corporate Bond Index (USD&EUR)

### Country Weightings

Country	Count	Weight
Mexico	168	10.25%
Brazil	149	10.05%
China	849	9.85%
Hong Kong	161	8.32%
United Arab Emirates	105	7.25%
Russia	95	6.47%
India	117	5.56%
Indonesia	76	4.73%
Chile	79	4.54%
Saudi Arabia	29	2.95%
Turkey	56	2.65%
Colombia	39	2.56%
Others	444	24.82%



### Index Components

Top Components by Weight	Coupon	Maturity	Country	Weight	Credit Rating	Count	Weight
PETROLEOS MEXICANOS	7.69%	23 Jan 2050	MX	0.45%	High Yield	818	36.74%
PETROLEOS MEXICANOS	6.50%	13 Mar 2027	MX	0.32%	Investment Grade	1,340	56.43%
PETROBRAS GLOBAL FINANCE	5.09%	15 Jan 2030	NL	0.32%	Not rated	201	6.83%
PETROLEOS MEXICANOS	6.75%	21 Sep 2047	MX	0.31%			
PETRONAS CAPITAL LTD	4.55%	21 Apr 2050	MY	0.30%			
SAUDI ARABIAN OIL CO	4.38%	16 Apr 2049	SA	0.30%			
SAUDI ARABIAN OIL CO	4.25%	16 Apr 2039	SA	0.29%			
TEVA PHARMACEUTICALS NE	3.15%	01 Oct 2026	NL	0.28%			
SAUDI ARABIAN OIL CO	3.50%	16 Apr 2029	SA	0.28%			
BANK OF CHINA HONG KONG	5.90%	31 Dec 2049	HK	0.27%			
PETROLEOS MEXICANOS	6.84%	23 Jan 2030	MX	0.26%			
1MDB GLOBAL INVESTMENTS	4.40%	09 Mar 2023	MY	0.25%			
<b>Subtotal</b>				3.64%			

Maturity Breakdown	Count	Weight
0 - 3 Years	771	24.10%
3 - 5 Years	564	21.31%
5 - 7 Years	276	13.69%
7 - 10 Years	327	16.63%
10 - 15 Years	46	2.86%
15 - 20 Years	39	2.88%
20+ Years	336	18.52%

### Symbols

	Symbol	ISIN	WKN	Sedol	Bloomberg	Reuters	Telekurs
<b>Total Return Index</b>	MVEMCD	DE000SLA4EP5	SLA4EP	BD4TM63	MVEMCD	.MVEMCD	22774474

For further information visit [www.mvis-indices.com](http://www.mvis-indices.com)

Nothing on this factsheet shall be considered a solicitation to buy or an offer to sell a security, or any other product or service, to any person in any jurisdiction where such offer, solicitation, purchase or sale would be unlawful under the laws of such jurisdiction. Neither MV Index Solutions GmbH nor any of its licensors makes any warranties or representations, express or implied, to the user with respect to any of the data contained herein. The data is provided for informational purposes only, and the Company shall not be responsible or liable for the accuracy, usefulness or availability of any information transmitted or made available through it. The MVIS® indices are protected through various intellectual property rights and unfair competition and misappropriation laws. In particular, Van Eck Associates Corporation has registered the "MVIS" trademark. You require a licence to launch any product whose performance is linked to the value of a particular MVIS® index and for all use of the MVIS® name or name of the MVIS® index in the marketing of the product.