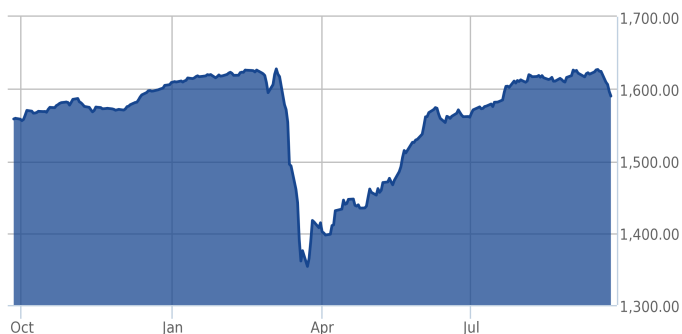


## MVIS EM Aggregate Bond Index

The modified market cap-weighted index tracks the performance of emerging markets sovereign bonds and corporate bonds denominated in USD, EUR or local emerging markets currencies. To be included in the index bonds must be issued by an emerging markets sovereign or quasi-sovereign issuer or a corporate issuer whose primary country of risk is deemed to be an emerging market country. Derived from MVIS EM Aggregate Bond Index (MVEMAG) are four sub-indices. The index is a unique benchmark and the first index for emerging market debt that includes the four major categories of emerging markets bonds. MVEMAG has been licensed to underlie financial products with currently USD 15.58 million in assets under management.

### Key Features



#### Amount Outstanding

Sovereign bonds (USD&EUR): at least 500 mln USD. Sovereign bonds (local FX): at least 1000 mln USD. Corporate bonds and quasi-sovereign bonds (USD&EUR) and Corporate bonds and quasi-sovereign bonds (local FX): at least 300 mln USD.

#### Maturity

To be included in the index bonds must have a minimum of 24 months remaining to maturity.

#### Weighting Cap

3% per corporate bond issuer.

#### Review

Monthly.

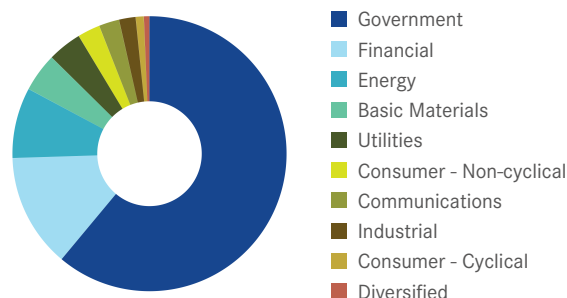
	All Time High/Low	52-Week High/Low
Total Return Index	1627.67/610.50	1627.67/1353.56

### Index Data

INDEX PARAMETERS		DESCRIPTIVES		PERFORMANCE	
Launch Date	19 Sep 2013	Average Yield to Maturity	4.05	1 Day	-0.40%
Type	Bond	Average Modified Duration	6.57	MTD	-1.52%
Currency	USD	Average Years to Maturity	10.01	3MTD	1.51%
Base Date/Base Value	30 Jun 2010 / 1,000.00	Average Coupon	5.25	YTD	-1.17%
Components	3,398	Yield to Worst	3.99		
Market Value bn USD	0.00	Current Yield	4.92	Absolute	Annualised
				1 Year	1.78%
				3 Years	3.25%
				5 Years	6.08%
				Since Inception	5.40%

### Sector Weightings

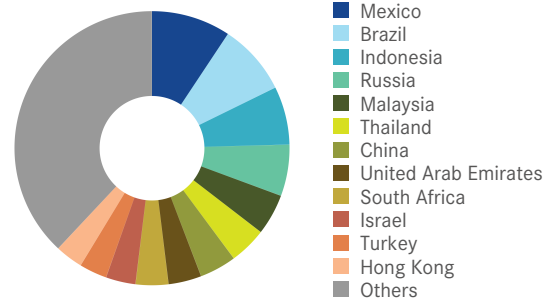
Sector	Count	Weight
Government	965	61.06%
Financial	1042	13.40%
Energy	323	8.30%
Basic Materials	227	4.55%
Utilities	232	4.01%
Consumer - Non-cyclical	143	2.66%
Communications	147	2.40%
Industrial	186	1.97%
Consumer - Cyclical	86	0.95%
Diversified	40	0.65%



## MVIS EM Aggregate Bond Index

### Country Weightings

Country	Count	Weight
Mexico	224	9.32%
Brazil	178	8.39%
Indonesia	149	6.89%
Russia	136	6.06%
Malaysia	125	4.83%
Thailand	96	4.37%
China	849	4.33%
United Arab Emirates	127	3.88%
South Africa	70	3.86%
Israel	59	3.50%
Turkey	111	3.26%
Hong Kong	164	3.25%
Others	1,110	38.05%



### Index Components

Top Components by Weight	Coupon	Maturity	Country	Weight	Credit Rating	Count	Weight
BRAZIL NOTAS DO TESOURO NACION	10.00%	01 Jan 2023	BR	0.65%	High Yield	1,129	28.10%
NOTA DO TESOURO NACIONAL	10.00%	01 Jan 2025	BR	0.55%	Investment Grade	1,541	50.48%
SOUTH AFRICA GOVERNMENT BOND	10.50%	21 Dec 2026	ZA	0.51%	Not rated	725	21.42%
LETRA TESOURO NACIONAL	0.00%	01 Jul 2023	BR	0.42%			
NOTA DO TESOURO NACIONAL	10.00%	01 Jan 2027	BR	0.41%			
MEXICAN BONOS	8.50%	31 May 2029	MX	0.37%			
LETRA TESOURO NACIONAL	0.00%	01 Jan 2024	BR	0.36%			
MEXICAN BONOS	7.50%	03 Jun 2027	MX	0.35%			
MEXICAN BONOS	10.00%	05 Dec 2024	MX	0.34%			
MEXICAN BONOS	6.50%	09 Jun 2022	MX	0.33%			
REPUBLIC OF SOUTH AFRICA	8.00%	31 Jan 2030	ZA	0.31%			
LETRA TESOURO NACIONAL	0.00%	01 Jan 2022	BR	0.31%			
<b>Subtotal</b>				<b>4.92%</b>			

Maturity Breakdown	Count	Weight
0 - 3 Years	966	20.68%
3 - 5 Years	757	19.02%
5 - 7 Years	418	14.42%
7 - 10 Years	513	16.90%
10 - 15 Years	156	7.51%
15 - 20 Years	92	4.76%
20+ Years	493	16.71%

### Symbols

	Symbol	ISIN	WKN	Sedol	Bloomberg	Reuters	Telekurs
<b>Total Return Index</b>	MVEMAG	DE000SLA2EM6	SLA2EM	B8YQ2Y7	MVEMAG	.MVEMAG	22774693

For further information visit [www.mvis-indices.com](http://www.mvis-indices.com)

Nothing on this factsheet shall be considered a solicitation to buy or an offer to sell a security, or any other product or service, to any person in any jurisdiction where such offer, solicitation, purchase or sale would be unlawful under the laws of such jurisdiction. Neither MV Index Solutions GmbH nor any of its licensors makes any warranties or representations, express or implied, to the user with respect to any of the data contained herein. The data is provided for informational purposes only, and the Company shall not be responsible or liable for the accuracy, usefulness or availability of any information transmitted or made available through it. The MVIS® indices are protected through various intellectual property rights and unfair competition and misappropriation laws. In particular, Van Eck Associates Corporation has registered the "MVIS" trademark. You require a licence to launch any product whose performance is linked to the value of a particular MVIS® index and for all use of the MVIS® name or name of the MVIS® index in the marketing of the product.